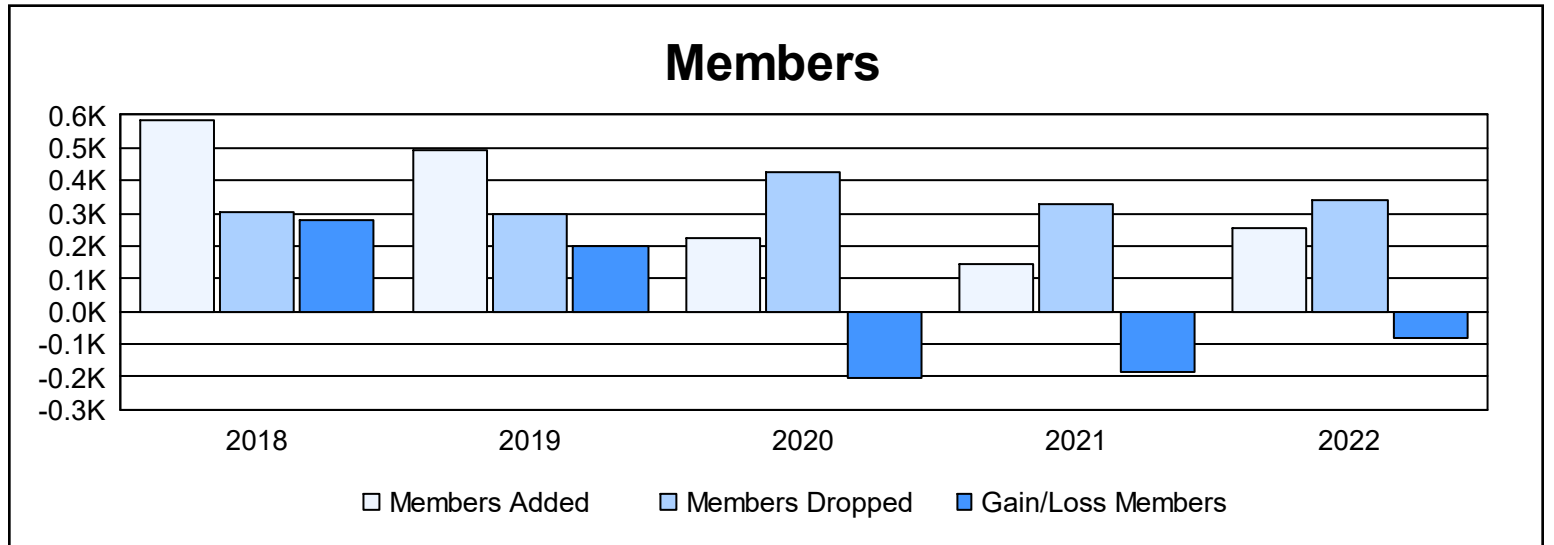
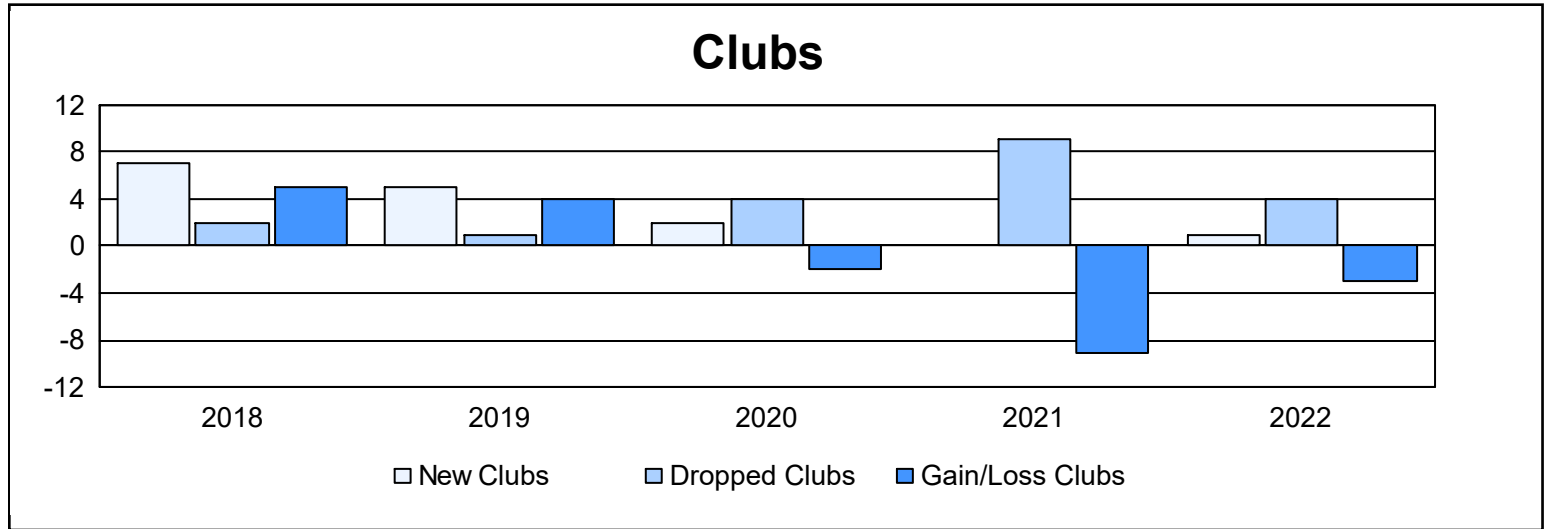
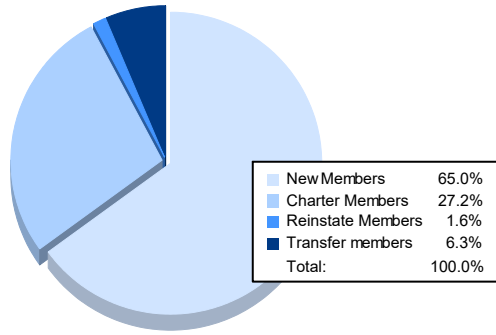


Year	New Clubs	Dropped Clubs	Gain/ Loss Clubs	New Members	Charter Members	Reinstate Members	Transfer Members	Total Member Added	Total Members Dropped	Gain/ Loss Members
2017-2018	7	2	5	378	169	27	12	586	304	282
2018-2019	5	1	4	362	115	1	16	494	296	198
2019-2020	2	4	-2	101	90	27	5	223	425	-202
2020-2021	0	9	-9	114	24	2	3	143	326	-183
2021-2022	1	4	-3	165	69	4	16	254	338	-84
<b>Average</b>	<b>3</b>	<b>4</b>	<b>-1</b>	<b>224</b>	<b>93</b>	<b>12</b>	<b>10</b>	<b>340</b>	<b>338</b>	<b>2</b>



### Membership Composition June 2022 Cumulative



### Gender Composition June 2022 Cumulative

